



LEISTUNG

Technology
to save lives

High Performance
ICU Lung Ventilator

Adult | Pediatric | Neonatal

LEISTUNG

Essential in ICUs Indispensable for your personnel

The LUFT6 is a modern and intelligent lung ventilator specially manufactured for Intensive Care Unit (ICU) and facilitate the lives of health professionals. The equipment has conventional and advanced ventilatory modes in addition to the lung mechanics, which provides extra safety for patients and professionals



Quality excellence, easy to use.



Reliable resources. Efficient features.

Volume alarm adjustment

6 hours battery

Dynamic graph analysis with freeze function
zoom, cursors and point values

USB data extraction

Intuitive interface with variable monitoring
configuration

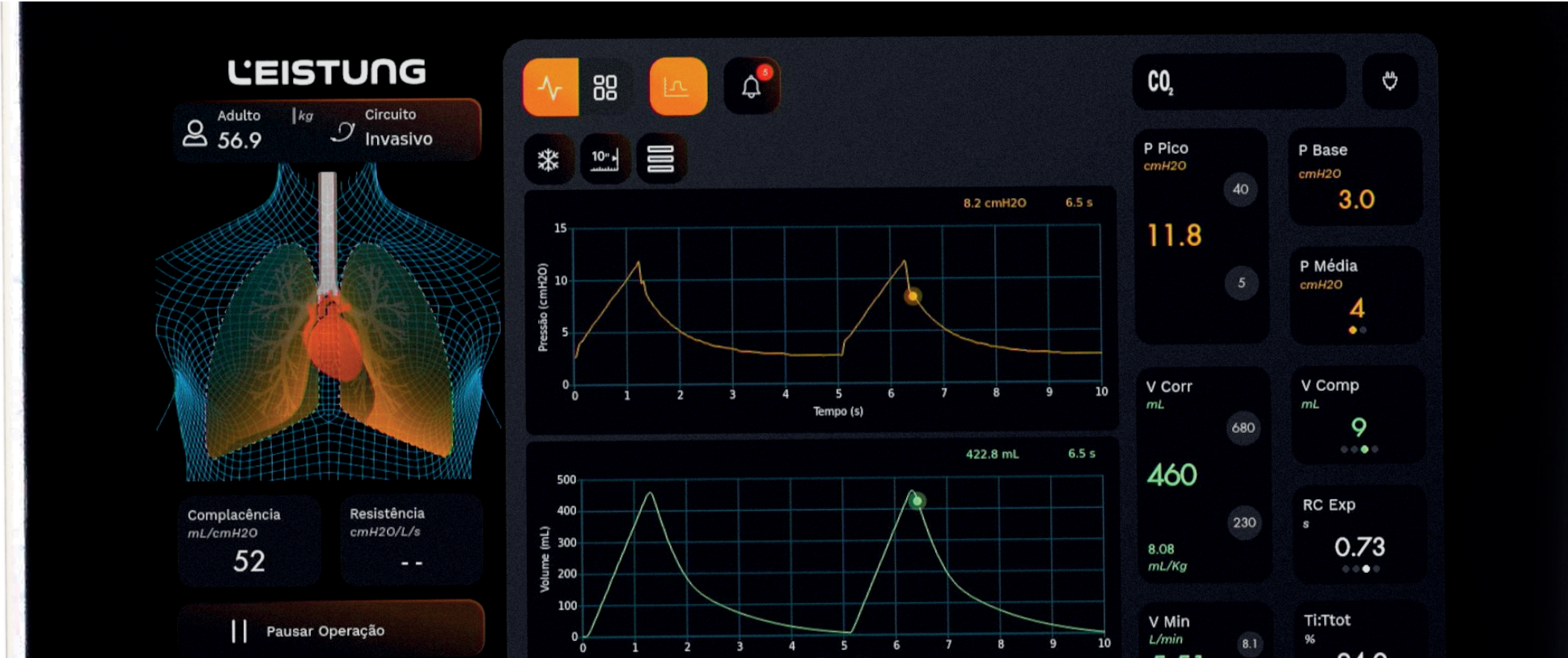
Nebulizer with inspiratory flow and FIO2 compensation.

Adult, pediatric and neonatal patients

5 flow curves in Volume mode



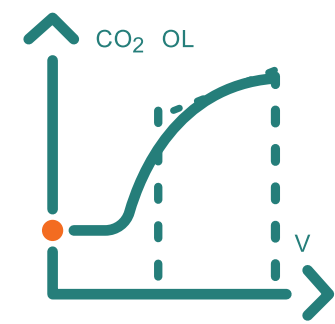
Interactive lung showing the lung movement



Better performance and maximum comfort during treatment

17" LED LCD
Capacitive touch screen

Intuitive interface Agile and dynamic operation



Volumetric capnography

It's a non-invasive lung mechanic, used to analyze the CO₂ volume exhalation. Monitors the oscillation in the pulmonary ventilation distribution that may arise from the respiratory system functional and structural changes.



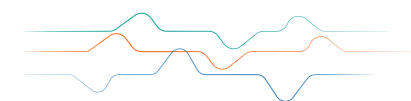
Stress index

The stress index is performed with minimum interference to the ventilatory cycle and results in a numerical code that is easy to interpret. Promoting a practical, safe and effective analysis of the patient ventilation. It is a useful measure of the lung mechanics to estimate the stress caused in the alveoli, either by collapse or hyperdistension.



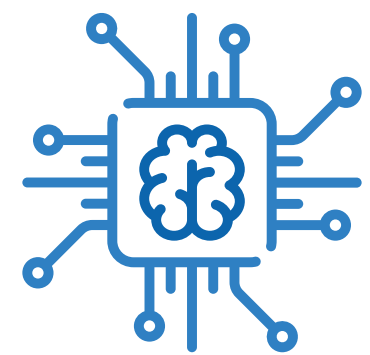
PRVC

This is a dual control ventilation mode, associated with the best assisted/controlled volume and pressure ventilation mode, providing the volume adjusted by the operator with the lowest inspiratory pressure possible. The flow waveform is free.



Special configurations to accurately monitor and treat safely

Continuous oxygen monitoring. Long life ultrasonic sensor




Smart Ventilator that memorizes the ventilatory settings and parameters of the last 10 uses.

New generation of PEEP valve: ultrafast response time



100% oxygen up to 20 minutes, with silence automatic alarm

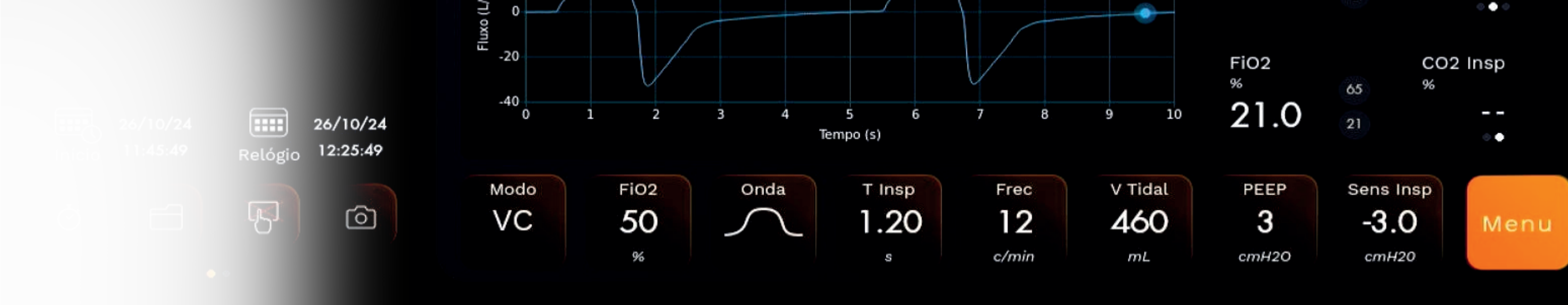
Automatic altitude compensation



Dual independent processing for patient safety.


- Adequacy of the patient interface or circuit change with recalibration without the need to turn off the equipment and maintain patient history.
- Automatic calculation of expected weight and selection of interface according to the patient.
- Internal barometric sensor for automatic altitude compensation up to 6000 meters above sea level.
- Configuration of monitored variables.
- Wave flow 50% descending.
- Gas measurement with BTPS corrections.
- Safety and comfort in dual control ventilation modes, for assisted and controlled ventilation.
- Complete analysis of the Lung mechanics with comprehensive, fast and accurate resources.
- Auxiliary pressure input for pressure measurement, allowing greater monitoring.





Dynamic user interface with intuitive operation.


Adult / Pediatric
Customizable selection of up to



6 SIMULTANEOUS GRAPHICS

- Pressure / time
- Flow / time
- Volume / time
- Volume / pressure
- Flow / volume
- Pressure / flow
- Paux Time
- ETCO₂ / time
- ETCO₂ / volume

Neonatal
Customizable selection of up to



6 SIMULTANEOUS GRAPHICS

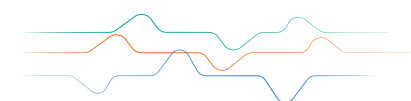
- Pressure / time
- Flow / time
- Volume / time
- Volume / pressure
- Flow / volume
- Pressure / flow
- Paux Time
- ETCO₂ / time
- ETCO₂ / volume

Operational view

- Stopwatch for activated maneuvers
- Spontaneous / controlled cycle indicator
- Battery charge level
- Programming of ventilatory variables

Initial setup screen

- Patient selection
- Gender
- Height
- Automatic calculation of predicted weight
- Ventilation level per mL / kg
- Type of artificial airway
- Humidification type
- Line Test
- Measurement of circuit compliance
- Last patient function





Advanced complete ventilatory system for the diagnosis and treatment of the patient.

Ventilatory Modes

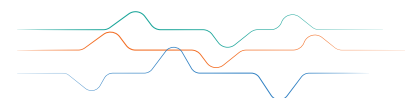

Adult / Pediatric

- VC Assisted / controlled
- PC Assisted / controlled
- PRVC Assisted / controlled
- **NEW** AS
- PS/CPAP
- SIMV (VC) + PS
- SIMV (PC) + PS
- SIMV (PRVC) + PS
- MMV + PS
- PS + VT assured
- VS - Support Volume
- Biphasic (APRV + PS)
- NIV (non invasive)
- High flow oxygen therapy

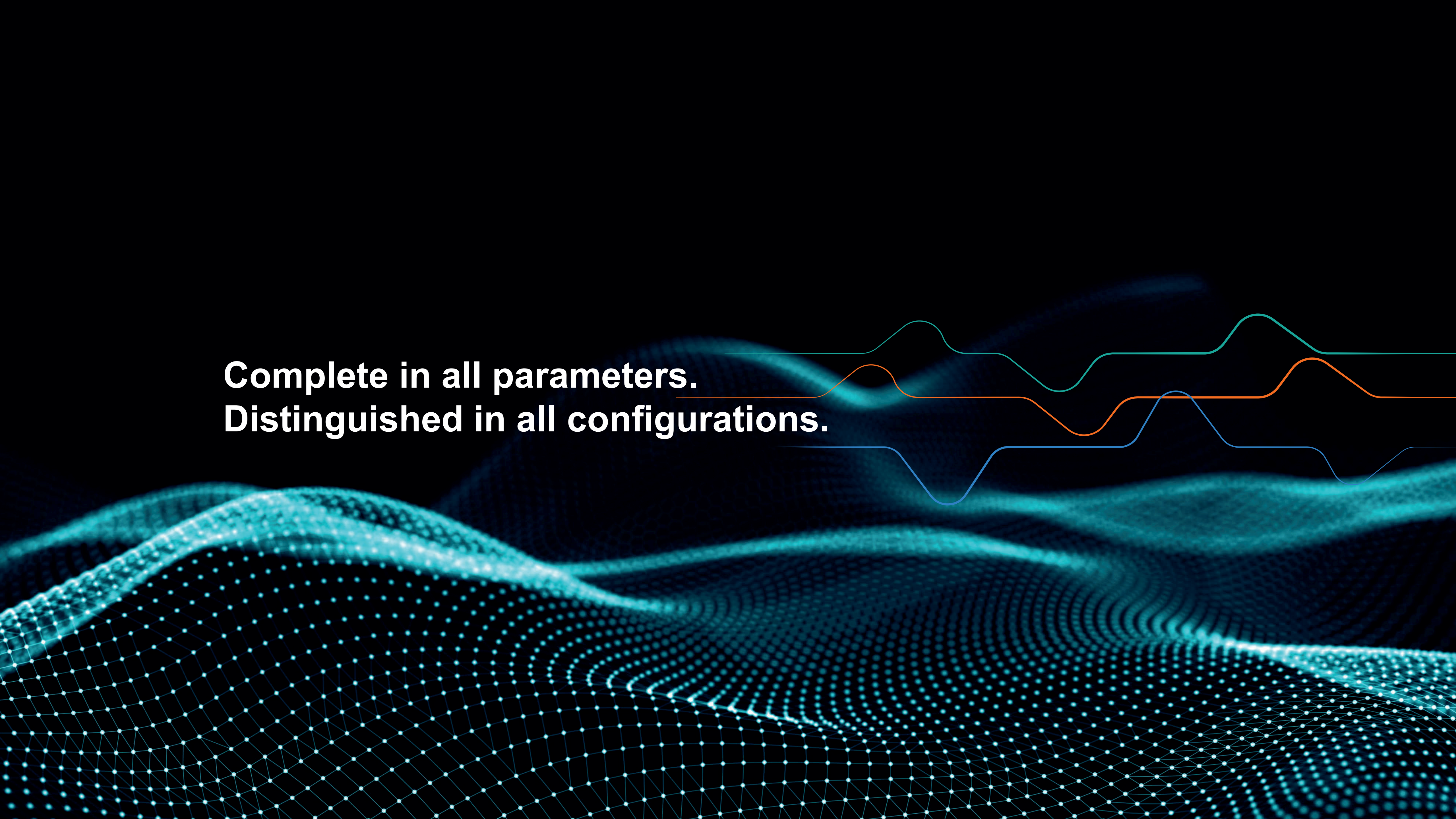


Neonatal


- VC assisted / controlled
- PC Assisted / controlled
- PS/CPAP
- SIMV (PC) + PS
- TCPL assisted/controlled
- Nasal CPAP
- High flow oxygen therapy
- VG - Assured Volume



**Complete in all parameters.
Distinguished in all configurations.**




Parameters



Alarms		Lung Mechanics		Special features	
ALARM HIGH PRIORITY	Low O ₂ inlet pressure	AutoPEEP	Hour and date		
	Low air inlet pressure	Dynamic compliance	Time and date of connected equipment		
	Low battery	Static compliance	Touch screen lock		
	Maximum inspiratory pressure	Expiratory resistance	Graphic indicator of external source and battery		
	Patient disconnection	Inspiratory resistance	Battery charge level indicator		
	Minimum inspiratory pressure	Slow vital capacity	Parameter setting range indicator bars		
ALARM MEDIUM PRIORITY	Minimum FiO ₂	P0.1 (airway pressure occlusion)	Charts with automatic scaling		
	Maximum FiO ₂	Low flow P-V curve	FiO ₂ reading by permanent sensor		
	Minimum tidal volume	Tobin Index (RSBI)	Stand-by symbol		
	Maximum tidal volume	Work of breathing - WOB	Symbol for alarm history		
	Minimum inspiratory frequency	Stress index	Tilt adjustment of the LCD screen		
	Maximum inspiratory frequency	Auxiliary pressure	Log of 1,000 alarms and events with date and time		
	Loss of PEEP	PI max.	Cursors in the charts with measurement of points and differentials		
	Maximum inspired CO ₂	Leakage percentage	Tube compensation		
	Maximum etCO ₂	Time constant			
	Minimum etCO ₂	Elastance			
ALARM LOW PRIORITY	Minimum minute volume	Automatic inspiratory pause			
	Maximum minute volume				
	Incorrect CO ₂ measurement				
	Technical failure of the CO ₂ sensor				



Parameters



Configurable Parameters


Parameters		Specification	Unity
FiO ₂		21 to 100	%
Inspiratory Time		0.1 to 30	seconds
I:E Ratio		5:1 to 1:99	-
Ventilatory frequency		1 to 150	c/min
Monitorable ventilatory frequency		1 to 250	c/min
Tidal volume		2 to 2.500 (by volume) up to 4.000 (by pressure)	ml
Sensibility	Expiratory	80 to 5	% inspiratory peak flow
	Inspiratory (pressure)	-0.1 to -15	cmH ₂ O
	Inspiratory (flow)	0.1 to 15	L/min
Controlled pressure - PCV		1 to 95	cmH ₂ O over PEEP (rise time regulated)
Support pressure - PSV		0 to 80	
Inspiratory pressure		-50 to 120	cmH ₂ O
Rise time		6 levels	
PEEP/CPAP		0 to 50	cmH ₂ O
Auxiliary pressure		-150 to 150	cmH ₂ O
Inspiratory Flow	VCV	up until 250 L/min	
	PCV e PSV	up until 250 L/min	
	Neonatal continuous flow	2 to 15 L/min	
	Neonatal inspiratory flow	1 to 100 L/min	
Expiratory flow		up until 200 L/min	
Backup ventilation		PC or VC Adult - Pediatric Neonatal PC	
Nebulizer		Synchronized with the inspiratory phase	
TGI		Synchronized with the expiratory phase	
Apnea		5 to 60 seconds	
Maximum inspiratory time		0,2 to 3 seconds	
Pause Insp. or exp. manual		0,1 to 30 seconds	
O ₂ Therapy		0,2 to 80 L/min	
Automatic Inspiratory Pause		0,1 to 2.0 seconds	

Monitorable parameters

- Airway pressure: peak, plateau, average, base (PEEP), auxiliary
- Inspiratory time - Expiratory time
- I: E - Ti / Ttot Ratio
- Inhaled / exhaled tidal volume
- Peak inspiratory flow - Peak expiratory flow
- Dynamic / static compliance
- Total / spontaneous frequency
- Graphic indicator of spontaneous and controled cycles
- Inhaled / Exhaled minute volume
- Oxygen concentration (FiO₂)
- Inspiratory / expiratory time constant
- Compressible volume
- EtCO₂, CO₂ Inhaled
- Ventilation level
- Spontaneous minute volume
- Elastance
- Leakage
- Inspiratory Resistance



Parameters



Initial Automatic Tests

Checking the control software version
Checking the software version of the interface
Checking the hours of use
Internal temperature check
Measurement of atmospheric pressure
Measurement of oxygen inlet pressure
Measurement of air inlet pressure
Calibration of the O2 and air flow sensor
Checking for system leaks (up to 4 L / min)
Measurement of system compliance
Calibration of the exhalation valve
Proportional oxygen valve test
Proportional air valve test
PEEP control valve test

Trend curve up to 72 hours

- Peak pressure
- Medium pressure
- Base pressure
- Inspiratory flow
- Minute volume
- Tidal volume
- Frequency
- Freq : Vol (RSBI)
- Complacency
- FIO ₂
- Resistance Insp.
- etCO ₂
- P0,1
- Expiratory RC
- Stress Index

Oxygen Source Connection

Connection	DISS male thread 9/16 inch
Pressure	250-700 kPa
Flow	Up to 160 L/min

Medical Air Source Connection

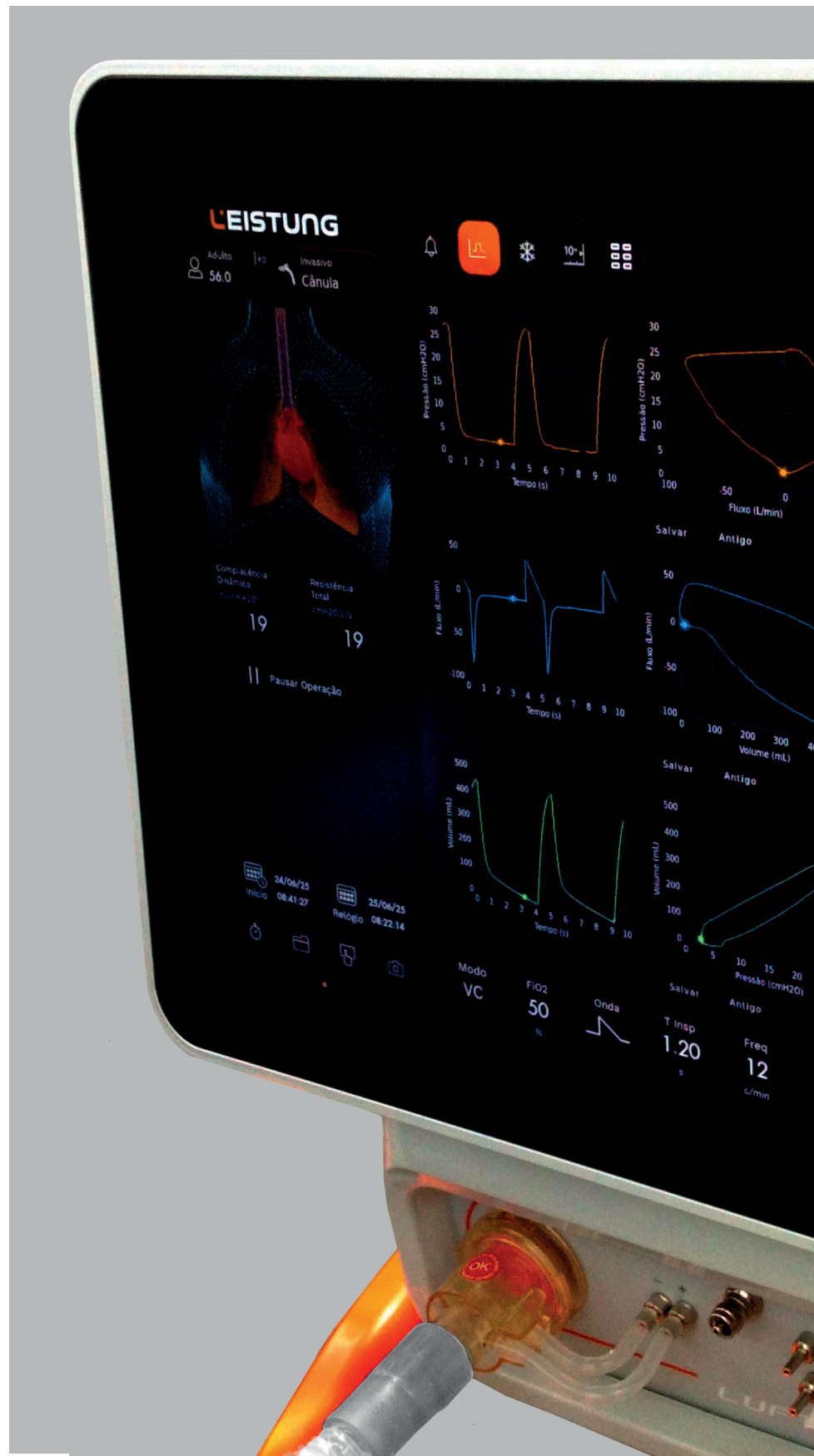
Connection	DISS male thread 3/4 inch
Pressure	250-700 kPa
Flow	Up to 160 L/min

Internal power supply - Battery

Switching to internal battery	Voltage less than 90 Vac
Model	Li battery + 15.6 Ah
Rated voltage	10.8 V - 11.1 V
Capacity	15,6 Ah
Weight	0,8 Kg approx.
Operating autonomy with full charged battery	6 h
Lifespan	300 to 500 cycles

External power supply

Voltage - current	100 - 240 V ~ 0,6 - 0,29 A
Frequency	50 - 60 Hz
Power	70 VA
External Fuse	2 x 2A/250V - Slow 5x20mm





Health is our **commitment.** Our **priority** is life

Leistung combines medical expertise, high technological excellence and maximum performance to equip hospitals, clinics and emergency rooms in Brazil and the world with efficient life support products for adult, pediatric and neonatal patients with respiratory failure, in a situation of urgency, emergency and therapy

With a presence in more than 50 countries and over three decades of stories dedicated to the development of medical equipment in the area of Mechanical Ventilation, for EMERGENCY, ICU and ANESTHESIA, Leistung seeks innovation to facilitate the life of the medical team and save lives through of the most modern and effective solutions in Mechanical Lung Ventilators.

Our purpose is to use technology to save lives.

[Know our history!](#)

LEISTUNG

leistungbrasil.com

Luft 6 High Performance ICU Lung Ventilator


LEISTUNG

Leistung Equipamentos Ltda.

HQ:
202, João Ropelatto St.
Nereu Ramos - 89265-520
Jaraguá do Sul - SC - Brazil

Phone : 55 47 3371 2741

Phone 1  : 55 47 99909 8902 (Commercial)

Phone 2  : 55 47 99985-6173 (After sales)

E-mail: leistung@leistungbrasil.com

www.leistungbrasil.com

Certificate BPF ANVISA

Northeast branch:

(COMMERCIAL AND TECHNICAL ASSISTANCE)
1033, Tancredo Neves Avenue
Room 1609 - 41820-020
Caminho das Árvores
Salvador - BA - Brazil