



Equipped With  
**TURBINE**

Own air generation

**LEISTUNG**

**PR5-TT**

Lung ventilator for neonatal, pediatric and adult.  
Suitable for use in ICU, emergencies, transport,  
aircraft and ambulances.



# Our commitment to life

Leistung is more than a lung ventilator manufacturer for ICU and Emergency. The Leistung lung ventilator in addition to have technological excellence and performance, also carries the values of our professionals into the production, of our life support equipment.

Thus, we are proud to say that, although we are a industry, our essence lies in the confidence that professionals and patients deposit on us. It's ours commitment to life that makes us go beyond!



**LEISTUNG**

[www.leistungbrasil.com.br](http://www.leistungbrasil.com.br)

+55 47 3371 2741

# PR5-TT

INNOVATION that reduces costs.  
PRACTICALITY that improves  
the treatment





# PR5-TT

Lung Ventilator with Turbine  
for ICU Transport and Emergency

**Adult | Pediatric | Neonatal**

The Lung ventilator PR5-TT is an indispensable equipment in ICUs, ambulances, mobile ICUs, emergencies, surgical centers and prompt service from hospitals with less infrastructure. A modern equipment, which has an exclusive and efficient turbine, capable of generating its own air and controlling volume and pressure with greater accuracy, in addition to providing more security to professionals and better conditions for patients.

O PR5-TT was developed to facilitate support for adult patients, pediatric and neonatal patients with respiratory failure. The high turbine technology, specially designed to give more mobility to the equipment, speeds up the immediate treatment and eliminates the use of air lines or cylinders.

## **DIFFERENTIALS:**

- High capacity sensor;
- Altitude compensation sensor (allows aircraft transport);
- It support neonatal, pediatric and adult patients;
- FIO<sub>2</sub> 21 a 100%. Only equipment with mobility that can ventilate the entire range from 21 to 100%;
- Reduces the need for hospital infrastructure.



# PR5-TT

Lung Ventilator with Turbine  
for ICU, Transport and Emergency

**Adult | Pediatric | Neonatal**

## VENTILATORY MODES

Patient	Type	Ventilatory mode
Adult and Pediatric	Assisted/Controlled	VCV
		PCV
		PRVC
	Spontaneous	PSV/CPAP
Variable	SIMV(PCV) + PSV	
	Oxygen Therapy	HFNC
Neonatal	Assisted / Controlled	PCV
	Spontaneous	PSV/CPAP
		CPAP Nasal
	Oxygen therapy	HFNC

PR5-TT

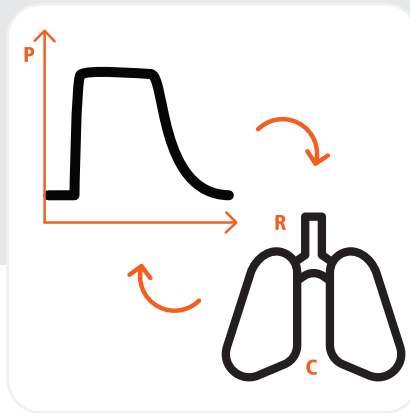
Lung Ventilator with Turbine for  
ICU, Transport and Emergency

## FUNCTIONALITY AND PERFORMANCE



### TURBINE

The high efficiency of the turbine PR5-TT allows the equipment to ventilate the patient without need for compressed AIR external, ensuring more mobility practicality and safety.



### PRVC

Combines the best of volume and pressure controlled ventilation modes, providing the volume adjusted by the operator with the lowest possible pressure. The function uses waveform free flow, control with complacency feedback and patient resistance



### 9 HOURS BATTERY

With a high power battery and capacity, the lung ventilator can maintain the patient ventilating by at least 9 hours without external power electric, providing the greatest security and full treatment.

PR5-TT

Lung Ventilator with Turbine for  
ICU, Transport and Emergency

## APPLICATIONS

The equipment is versatile in intra and extra clinical transportation, suitable for ambulances, aeromedical rescue rescue or in any emergency.



## PR5-TT

Lung Ventilator with Turbine for  
ICU, Transport and Emergency

### SETTINGS

- Alarm history
- Last 1000 events with date and time
- Self test
- Compensation of atmospheric pressure
- Altitude compensation
- 
- Other menus
  - Hours of use and technical service indicators performed
  - Language selection (Spanish, English and Portuguese)
  - Adjusting the volume of the alarm sound
  - Test or change the patient circuit
  - Adjusting the patient's configuration

#### Patient parameters:

- Patient: Adult, pediatric or neonatal
- Gender: male, female
- Height
- Theoretical weight
- Volume by weight

#### Ventilation circuit parameters:

- Interface: tube, cannula or mask
- Diameter
- Length
- Sensor off / 30L / 100L



PR5-TT  
lung Ventilator with Turbine for  
ICU, Transport and Emergency

## GENERAL

### GENERAL CHARACTERISTICS OF THE MODEL VENTILATOR PR5-TT

ANVISA Registration	80203470017
Medical Device Classification to RDC 185	Class III
Type of protection against electric shock	Class II
Level of protection against electric shock	Type B
Level of protection against harmful water penetration	IP 33
Applied part	Type BF

### MONITORED PARAMETERS

Airway Pressure: Peak, Mean, Base (Peep)
Inspiratory Time- Expiratory Time
Ratio I:E - $T_i / T_{tot}$
Inspiratory and expiratory tidal volume
Peak Inspiratory Flow - Peak Expiratory Flow
Dynamic Compliance
Total and spontaneous respiratory rate
Graphic indicator of spontaneous and controlled cycles
Minute volume inhaled and exhaled
Oxygen Concentration ( $FIO_2$ )
Leaks
Volume by theoretical weight (ml/Kg)
$EtCO_2$ - $CO_2$ ins (optional)

### ENVIRONMENTAL SPECIFICATIONS

Parameter	Specification	
Dimensions	Height	321 mm
	Length	360 mm
	Depth	270 mm
	Weight	6,9 kg
Operation	Temperature	-18 to 50°C
	Barometric pressure	50 to 110 kPa
	Relative Humidity (without condensation)	15 to 95%

### ELECTRICAL CHARACTERISTICS

Parameter	Specification	
Input	Voltage-Current	100 a 240 VAC
	Nominal Capacity	96 VA
Output	Voltage	24 VDC
	Current	7,3 A

### CONNECTION WITH OXYGEN SOURCE

Connection	DISS male thread 9/16 inch
Pressure	250 - 700 kPa
Flow	0 to 150L/min

## GENERAL

### INTERNAL BATTERY

Nominal Voltage	18 Vdc
Nominal Capacity	7500 mA
Type	ion-lithium
Autonomy (at full load and normal use)	9 hours
Life Cycle	400 a 500 discharges
Time charging	2 hours
Charging time to 70% of autonomy	1,5 hours

### TRENDS 32 HOURS

Peak pressure  
Flow  
Tidal Volume  
Minute Volume  
Ventilatory Frequency  
Compliance  
ETCO<sub>2</sub>  
Base Pressure  
FiO<sub>2</sub>

### LUNG MECHANICS

Tobin Index - RSBI  
Leak Percentage  
Occlusion Pressure P0.1

## ALARMS

### PROGRAMMABLE ALARMS

Maximum and minimum inspiratory pressure  
Maximum and minimum tidal volume  
Maximum and minimum minute volume  
Apnea  
Maximum and minimum respiratory rate  
Maximum and minimum Oxygen Concentration (PEEP)  
Maximum and minimum Oxygen Concentration (FIO<sub>2</sub>)

### AUTOMATIC ALARMS

Cycle interrupted  
Patient Disconnection  
Proximal sensor disconnection  
Low oxygen pressure  
Power failure  
Low battery  
Microprocessor failure  
Inverted I:E Ratio  
Air filter obstructed

### GRAPHICS

Graphics by time	Pressure
	Flow
	Volume
	CO <sub>2</sub>
Loops	Flow / Volume
	Pressure / Flow
	Volume / Pressure

PR5-TT

Lung Ventilator with Turbine for  
ICU, Transport and Emergency

## PARAMETER

### MONITORABLE VENTILATORY PARAMETER RANGE

Pressure Peak	0 to 120 cm H <sub>2</sub> O
Pressure Mean	0 to 120 cm H <sub>2</sub> O
Pressure base (PEEP)	0 to 120 cm H <sub>2</sub> O
Inspiratory Time	0,1 to 10,0 s
Expiratory Time	0,1 to 59,0 s
Ventilatory frequency	1 to 250 c/min
I:E Ratio	49:1 to 1:99
Ratio Ti/Ttot	1 to 98 %
Peak inspiratory flow	0 to 140 L/min
Peak expiratory flow	0 to 120 L/min
Expiratory Tidal Volume	0 to 9,99 L
Minute Volume	0 to 50,0 L
Dynamic Compliance	1 to 999 mL/cmH <sub>2</sub> O
Leaks	0 to 100%
Inspiratory Resistance	0 to 250 cmH <sub>2</sub> O/L/m
FIO <sub>2</sub>	0,21 to 1,00

PR5-TT

Lung Ventilator with Turbine for  
ICU, Transport and Emergency

## PARAMETER

### CONFIGURABLE VENTILATORY PARAMETERS


O <sub>2</sub> Concentration (FIO <sub>2</sub> )	21 to 100 %
Inspiratory Time	0,4 to 10,0 s
I: E Ratio	5:1 to 1:99
Respiratory Frequency	1 to 80 c/min
Tidal Volume	10 to 2500 ml
Inspiratory Sensitivity	-0,5 to -10 (pressure) cm H <sub>2</sub> O 0,5 to 10 (flow) L/min
Expiratory Sensitivity	5 to 80 % inspired flow peak
Controlled pressure	2 to 60 cmH <sub>2</sub> O over PEEP
Pressure support	2 to 60 cmH <sub>2</sub> O over PEEP
Inspiratory pressure	0 to 120 cm H <sub>2</sub> O
Rise Time	6 levels
PEEP / CPAP	0 to 35 cm H <sub>2</sub> O
Base flow	2 to 20 L/min
Inspiratory Flow	0 to 130 L/min
Expiratory Flow	0 to 130 L/min
Sigh (VCV mode)	Cycles per hour, quantity, tidal volume and manual trigger!




## **Leistung Equipamentos Ltda.**

HQ:  
202, João Ropelatto St.  
Nereu Ramos - 89265-520  
Jaraguá do Sul - SC - Brazil

NORTHEAST BRANCH  
COMMERCIAL AND TECHNICAL ASSISTANCE  
1033, Tancredo Neves Avenue  
Room 1609 - 41820-020  
Caminho das Árvores  
Salvador - BA - Brazil

 +55 (47) 3371-2741

 +55 (47) 99909-8902

 [leistung@leistungbrasil.com](mailto:leistung@leistungbrasil.com)



**Technical assistance**  
**+55 (47) 99985-6173**



Registration ANVISA nº: 80203470017  
ANVISA: GHL3983MX9H2  
Certificate ISO 13485:2016  
Certificate GMP ANVISA



[www.leistungbrasil.com.br](http://www.leistungbrasil.com.br)

